

DESECULARIZE ISLAM

CapCut: Script to Video

Desecularization Toolkit

A step-by-step Islamic media workflow that turns your AI-generated scripts into cinematic reels capable of rewiring Muslim consciousness.

1. Overview

This document provides a structured workflow for producing high-quality, ideology-aligned Islamic media using CapCut's Script-to-Video function. It is designed for teams responsible for developing consistent, controlled, and principle-oriented content that reinforces an Islamic worldview and counters secular narratives.

Islamic Media Production Cycle



2. Objective of the Toolkit

A. Purpose

To provide a streamlined process for converting AI-generated Islamic scripts into professional video content without the need for advanced editing expertise.

B. Mission

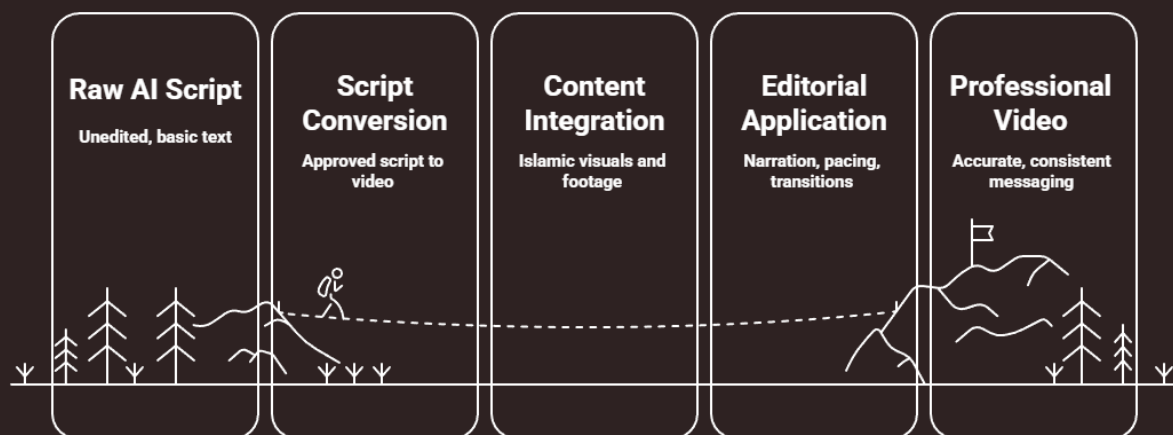
The toolkit is designed to:

- Convert approved scripts into complete video deliverables
- Integrate Islamic B-roll, Qur'anic visuals, and historical footage
- Apply narration, pacing, transitions, and editorial structure
- Establish a repeatable desecularization media pipeline compatible across all team members

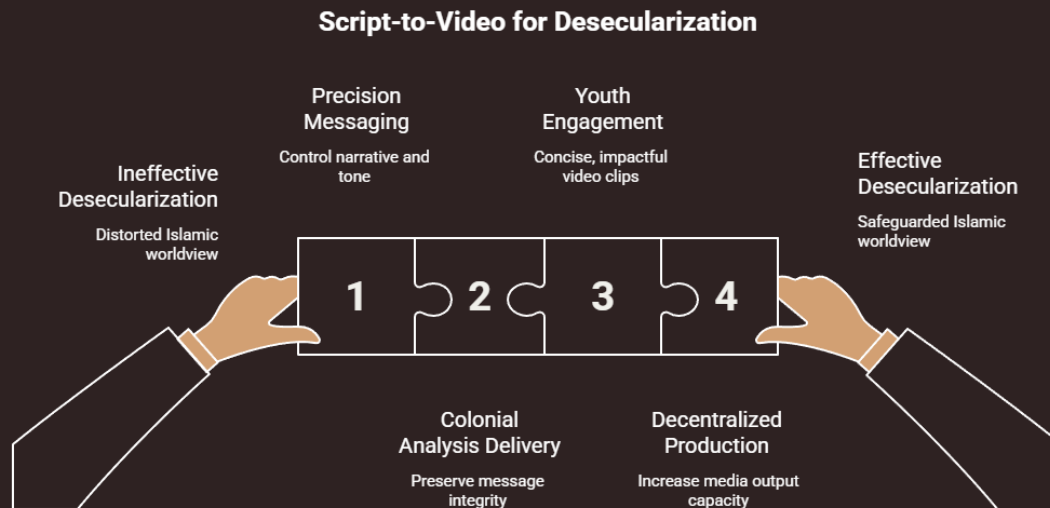
C. Strategic Importance

Script-to-Video differs from auto-generated storytelling tools by offering full editorial control. This ensures accuracy, ideological consistency, and alignment with desecularization messaging.

Streamlined Islamic Video Creation



3. Why Script-to-Video Is Critical for Desecularization



A. Precision Messaging

Effective desecularization requires strict control over narrative, tone, and ideological framing. Script-to-Video allows the team to determine:

- Exact terminology
- Visual selection
- Thematic emphasis
- Structural flow

This prevents distortion and safeguards the Islamic worldview.

B. Delivery of Colonial Analysis

Key themes such as political manipulation, imposed leadership structures, manufactured narratives, and colonial epistemology must be presented clearly. Script-to-Video preserves the integrity of these messages.

C. Engagement of Youth Through Modern Media

Short-form video is the primary medium through which younger audiences consume information. Script-to-Video enables the rapid conversion of long-form discussions into concise, impactful clips.

D. Decentralized Production Capability

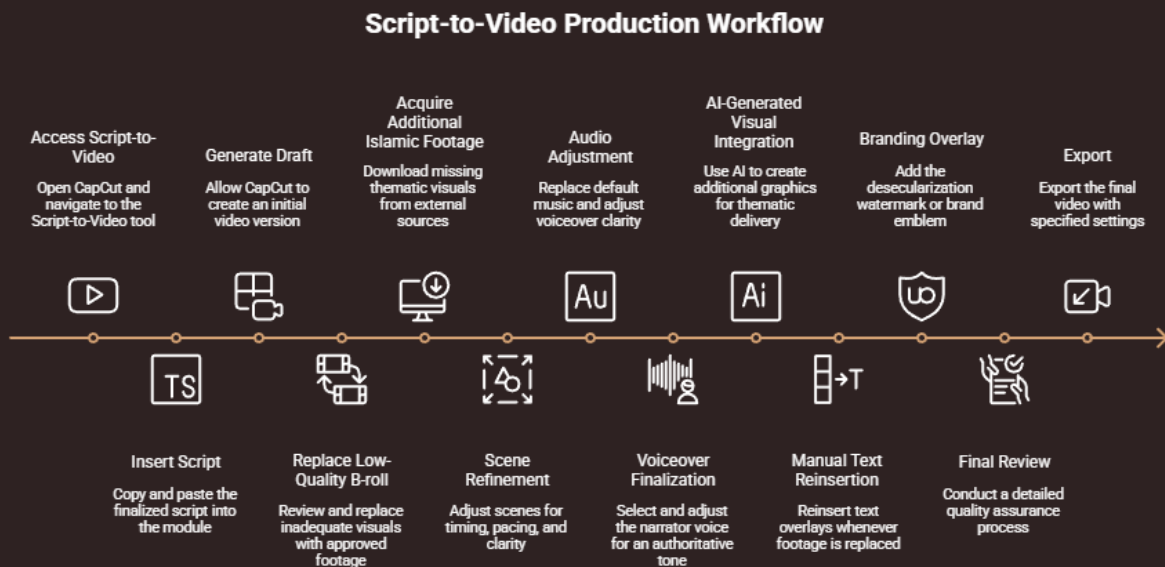
The system enables any trained team member to:

- Input scripts
- Adjust B-roll
- Add Qur'anic imagery
- Integrate AI-generated scenes
- Export finalized content

This decentralizes production and increases the team's media output capacity.

4. Script-to-Video Production Workflow

The following step-by-step workflow outlines the approved production process.



Step 1 — Access Script-to-Video

Open CapCut → Tools → Script to Video.

This interface serves as the central environment for building the video from text.

Step 2 — Insert Script

Copy the finalized script generated through internal AI workflows (e.g., CPARE, transcript cuts). Paste it directly into the Script-to-Video module.

This ensures narrative fidelity and ideological accuracy.

Step 3 — Generate Draft

Allow CapCut to create an initial version of the video, including scene segmentation, default transitions, and automated voiceover options.

Step 4 — Replace Low-Quality B-roll

Review the auto-generated clips. Replace inadequate visuals with approved Islamic footage sourced from:

- CapCut stock library
- Pexels (Qur'an recitation clips, masjid footage, landscapes, historical imagery)
- Internal archives or device uploads

Step 5 — Acquire Additional Islamic Footage

Use external sources (e.g., Pexels.com) to download any missing thematic visuals. Import these into the project. High-quality footage is mandatory for credibility.

Step 6 — Scene Refinement

Adjust each scene for timing, pacing, and narrative clarity. This may include:

- Trimming
- Splitting clips
- Speed adjustments
- Manual zooms
- Removal of awkward transitional elements

Step 7 — Audio Adjustment

Replace default music with approved background tracks or nashid-style ambience. Maintain voiceover clarity by reducing background audio levels to 20–30 percent.

Step 8 — Voiceover Finalization

Access Text-to-Speech within CapCut and select an appropriate narrator voice (e.g., Valentino). Adjust speed and clarity as needed to maintain an authoritative tone.

Step 9 — AI-Generated Visual Integration

Use CapCut's Text-to-Video module to generate additional graphics using prompts such as:

- Struggling individuals in metaphorical scenes
- Fragmented maps
- Colonial imagery
- Stormy or symbolic Islamic aesthetics

These clips enhance thematic delivery where stock footage is insufficient.

Step 10 — Manual Text Reinsertion

Whenever footage is replaced, CapCut may remove text overlays. Manually reinsert script sentences to ensure legibility for muted-viewing audiences.

Step 11 — Branding Overlay

Import the approved desecularization watermark or brand emblem. Position it consistently, typically in the upper corner. Extend across the entire timeline.

Step 12 — Final Review

Conduct a detailed quality assurance process, verifying:

- Timing accuracy
- Audio consistency
- Caption alignment
- Correct thematic representation
- Proper color grading
- Absence of artifacts or errors

Step 13 — Export

Export settings:

- 1080p resolution
- 60 fps
- High-quality format

Store the final file according to internal naming conventions.

5. Strategic Outcome: How Script-to-Video Strengthens the Desecularization Mission

Strengthening Desecularization Mission



A. Controlled Ideological Messaging

The workflow eliminates accidental secular phrasing or misaligned narratives by ensuring every word and visual is intentionally selected.

B. High-Volume Content Generation

Long-form discussions can be segmented into dozens of micro-clips, increasing reach and frequency while maintaining accuracy.

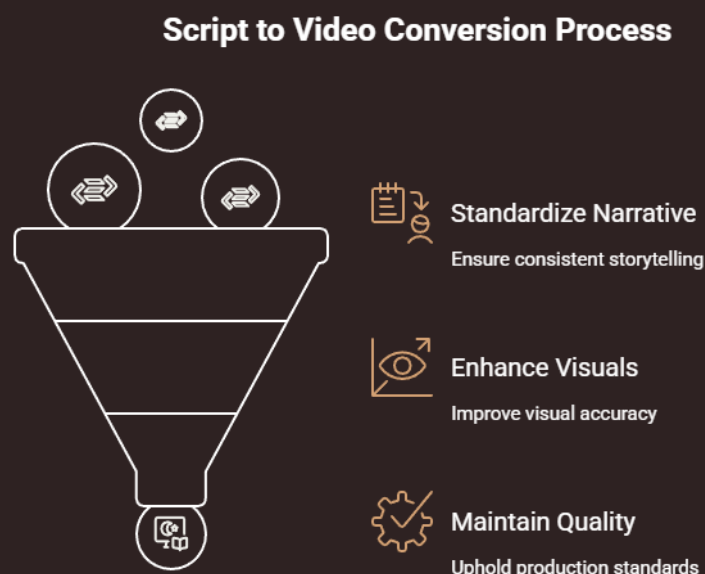
C. Narrative replacement

This system ensures audiences encounter Islamic historical analysis and political consciousness rather than secularized or Western messaging.

D. Media Workforce Development

Every member becomes capable of producing professional ideological content, creating a scalable internal media ecosystem.

6. Summary



This SOP outlines the formal process for converting approved scripts into cinematic desecularization videos using CapCut's Script-to-Video function. By standardizing narrative control, visual accuracy, and production quality, this toolkit empowers teams to deliver consistent Islamic worldview content, counter prevailing secular narratives, and cultivate media proficiency across the organization.

#Desec_Toolkit_ScriptToVideo_Draft_06_Dec28_2025